

Alternative Money Fund LP

John Chalekson
1200 11th Street,
Manhattan Beach, CA 90266 USA
ph. +1-310-704-1405 fax
<http://www.altmoneyfund.com>

October 2017

Primary Category: Sector - Miscellaneous

ANNUAL RETURNS					
	2013	2014	2015	2016	2017 YTD
Advisor	N/A	N/A	N/A	N/A	2436.04%
Barclay HF	11.12%	2.88%	0.04%	6.10%	7.32%
Funds Managed (Mil.)	\$ N/A	\$ N/A	\$ N/A	\$ N/A	\$ 0.00

ACCOUNT INFORMATION

Mgmt. Fee: 2.00% **Open:** Open
Incentive Fee: 20.00% **High Water:** Yes
Min. Acc: \$ 100K **Redemptions:** Monthly
Fund Assets: 0M

REWARD/RISK RATIOS

	3-Years	Cumulative
Sharpe Ratio:	16.41	16.41
Sterling Ratio:	N/A	N/A
Barclay Ratio:	6.76	6.76
Efficiency Index:	16.41	16.41

PERFORMANCE ANALYSIS

Start Date: January 2017
Total Return Since Inception: 2436.04%
Compounded Annual Return: N/A
Average Monthly ROR: 56.79%
Std. Deviation of Monthly ROR: 83.39%
Winning Months: 7 **Average Gain:** 90.04%
Losing Months: 3 **Average Loss:** -20.81%

GEO. ALLOCATIONS

North America:	YES	Long:	100%
Western Europe:	YES	Short:	0%
Eastern Europe:	YES	Net:	100%
Pacific Rim:	YES		
Other:	YES		

EXPOSURES

RELATIVE VOLATILITY

Loss of 25% or more: 20.62%
Loss of 50% or more: 3.77%
Loss of 75% or more: 0.29%

CORRELATIONS

Barclay Hedge:	-0.82	S&P 500	-0.53
US Treasury Bonds:	N/A	EAFE	0.11
World Bonds:	0.20		

DRAWDOWN REPORT

Depth	Length (Mos.)	Recovery (Mos.)	Start Date	End Date
25.84%	1	1	Jun 17	Jul 17
21.08%	1	*	Aug 17	Sep 17
15.50%	1	1	Jan 17	Feb 17

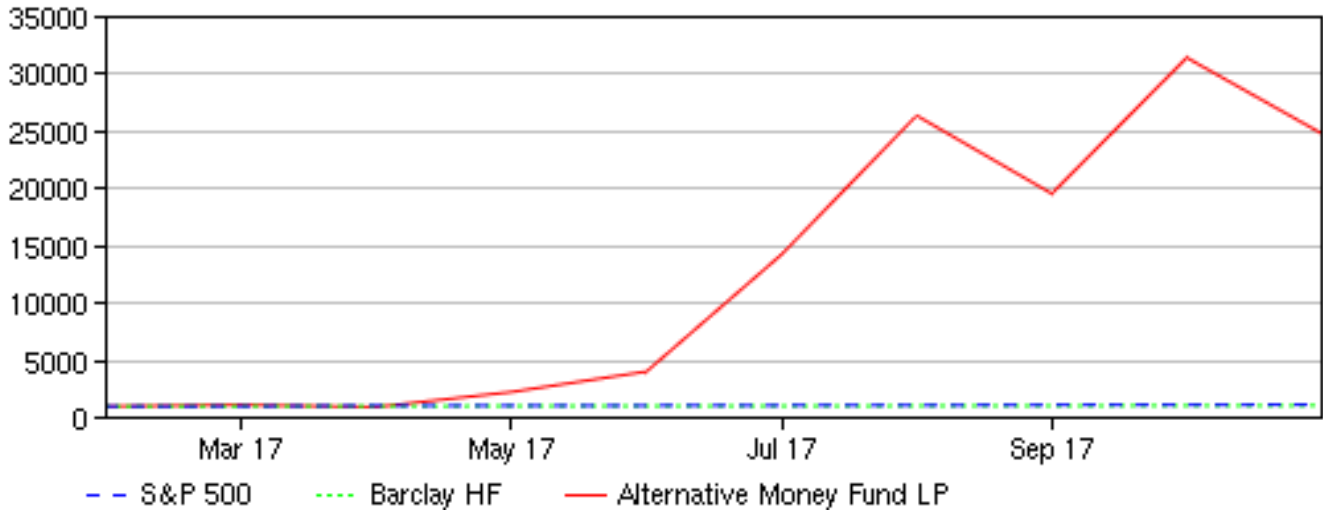
TIME WINDOWS

Length (Mos.)	Best	Worst	Average
1	253.00%	-25.84%	56.79%
3	1407.17%	-5.97%	424.16%
6	3222.99%	527.62%	1787.90%
9	2381.94%	2164.33%	2273.13%
12	0.00%	0.00%	0.00%
18	0.00%	0.00%	0.00%
24	0.00%	0.00%	0.00%

Alternative Money Fund LP

October 2017

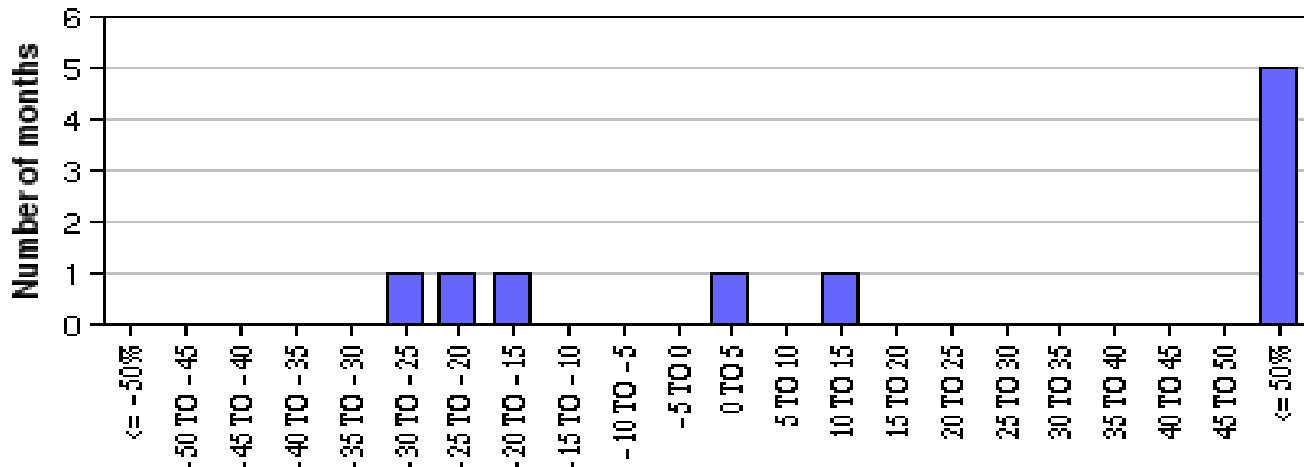
V A M I vs B A R C L A Y vs S & P 500



RETURNS FOR PRECEDING 12-MO. PERIODS

Insufficient data to create chart.

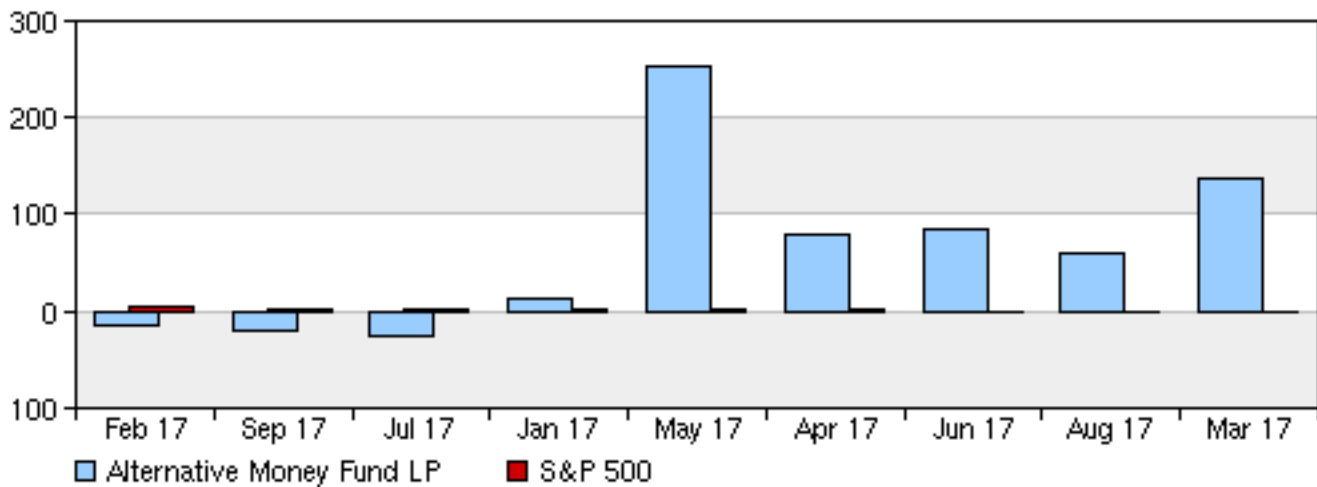
DISTRIBUTION OF MONTHLY RETURNS



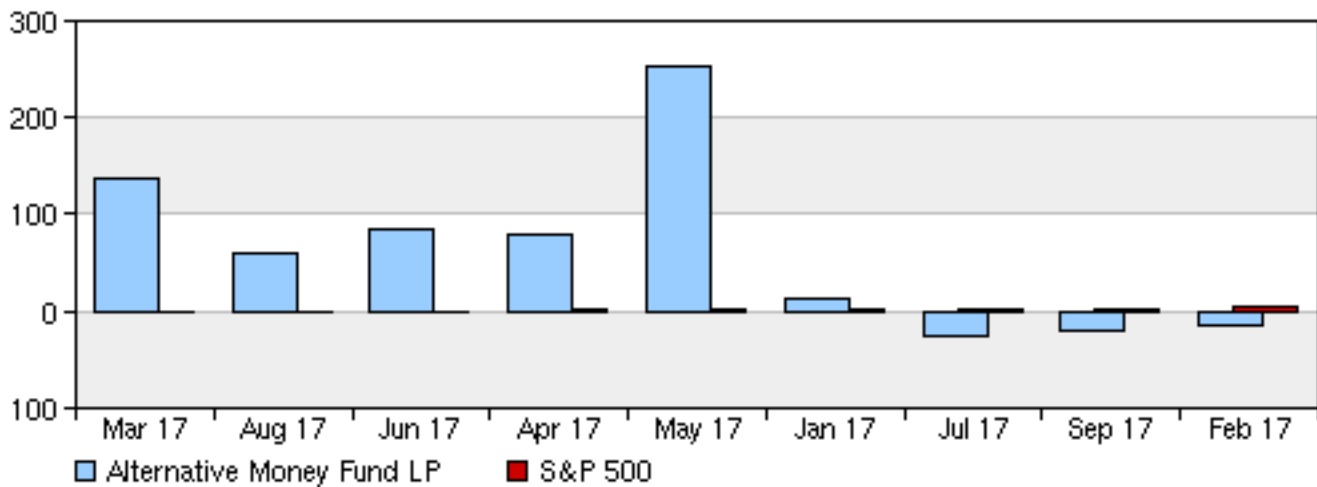
Alternative Money Fund LP

October 2017

UP CAPTURE VS S&P 500



DOWN CAPTURE VS S&P 500



LAST 48 MONTHS OF PERFORMANCE

	JAN	FEB	MAR	APR	MAY	JUN	JUL	AUG	SEP	OCT	NOV	DEC	YTD
2017	12.00	-15.50	138.06	79.35	253.00	85.05	-25.84	60.66	-21.08	2.18			2436.04%

ASSETS UNDER MANAGEMENT FOR THE LAST 48 MONTHS (\$ MILLIONS)

	JAN	FEB	MAR	APR	MAY	JUN	JUL	AUG	SEP	OCT	NOV	DEC
2017	0	0	0	0	0	0	0	0	0	0		

Alternative Money Fund LP

October 2017

TRADING METHOD

The prime objective of the Alternative Money Fund LP is to compound and increase Limited Partner's Book Capital Accounts over time. There is neither time frame, nor guarantee if or when this could happen. All investments have risk involved with them, especially in this new and exciting asset class of crypto currencies.

Through an actively managed portfolio, the investments made are done so to generate a return. The portfolio generally consists of crypto currencies of a wide array of market capitalizations, and typically 20-30 are held at one time. The fund buys low priced currencies and looks to profit from their rise over time. The general partner is bullish on the asset class and believes that there are substantial gains to be made over the next decade or more. The General Partner does not use margin or leverage to generate returns.

Fund is Proprietary. AUM is not provided.

KEY PRINCIPALS - BIO

JOHN CHALEKSON is a graduate of the University of Southern California where he received a BS in Finance. Relevant Coursework Included: Operations Management, Financial Analysis, Business Statistics, Financial Derivatives, Business Law. & Trading and Exchanges. A passion for investments and entrepreneurship has led John to start several successful investment businesses. His most recent start-up AMFM LLC is a global investment management firm specializing in Global Macro and Currency investing. Please view <http://altmoneyfund.com-managing-members> .

Alternative Money Fund LP

October 2017

ADVISOR, INVESTMENT, OR INFORMATION DISCLAIMER

The funds are unregistered private investment funds or pools that employ different investment, hedging, leverage and arbitrage methodologies with exposure to many different securities and futures markets. The funds are not subject to the same regulatory requirements as mutual funds, including mutual funds requirements to provide certain periodic and standardized pricing and valuation information to investors. You should note the following:

- * The funds represent speculative investments and involve a high degree of risk. An investor could lose all or a substantial portion of his or her investment.
- * Any investment in the funds should be discretionary capital set aside strictly for speculative purposes.
- * An investment in a fund is not suitable for all investors.
- * The funds can be leveraged and a fund's performance can be volatile.
- * Some funds may use a single advisor or employ a single strategy, which could mean a lack of diversification
- * Some funds may execute a substantial portion of trades on foreign exchanges, which could mean higher risk.
- * An investment in the funds may be illiquid and there are significant restrictions on transferring interests in a fund. There is no secondary market for an investor's investment in a fund and none is expected to develop.
- * A fund's fees and expenses - which may be substantial regardless of any positive return - will offset the fund's trading profits.
- * Some funds may involve complex tax structures and delays in distributing important tax information.
- * This summary is not a complete list of the risks and other important disclosures involved in investing in the funds and is subject to the more complete disclosures contained in the fund's respective offering documents, which should be reviewed carefully.
- * All performance information is believed to be Gross unless otherwise specifically noted.

This material is provided for information purposes only as of the date hereof and is subject to change without notice. This material may not be suitable for all investors and is not intended to be an offer, or the solicitation of any offer, to buy or sell any securities. No offer or solicitation may be made prior to the delivery of appropriate offering documents to qualified investors. The information contained herein including investment returns, valuations, fund targets and strategies, has been supplied by the funds or their agents and although believed to be reliable, has not been independently verified and cannot be guaranteed. We make no representations or warranties as to the accuracy or completeness of such information. This material is not complete and is subject to the more complete disclosures and terms and conditions contained in a particular fund's offering documents, which may be obtained directly from the fund. Although we may provide our analysis, we do not provide due diligence on an investor's behalf and we are not responsible for an investor's decision. Past performance is no guarantee of future results.